

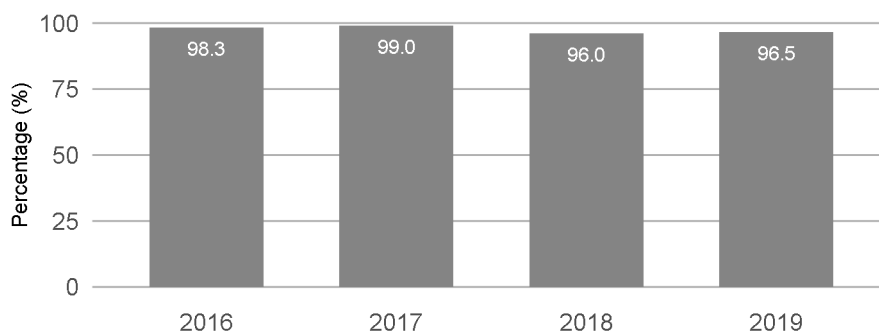
# Appendix A

## Early childhood education and care performance

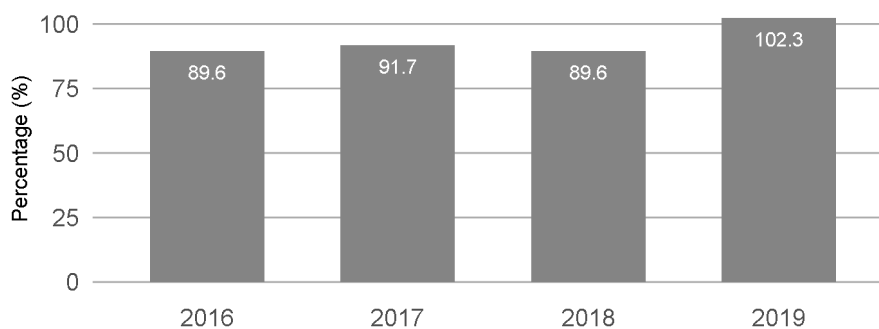
### Participation

#### Proportion of children enrolled in an early childhood education program

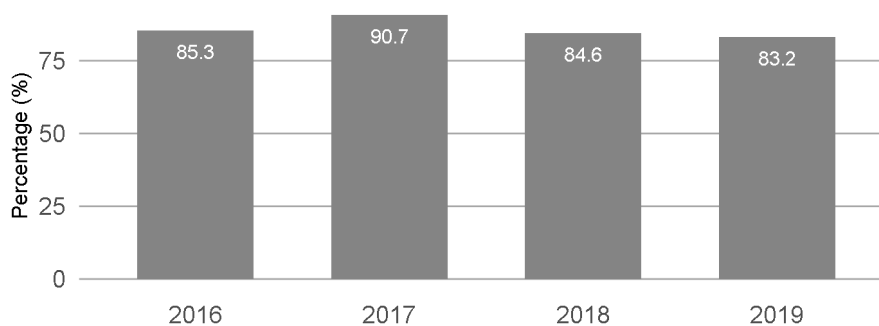
**Figure 5: All Queensland children**



**Figure 6: Aboriginal and Torres Strait Islander children**



**Figure 7: Children who reside in disadvantaged areas**



Source: ABS *Preschool Education Australia* (Catalogue No. 4240.0).

Notes:

Early childhood education program: a quality play-based program in accordance with the Early Years Learning Framework and the National Quality Standard delivered by a degree-qualified early childhood teacher.

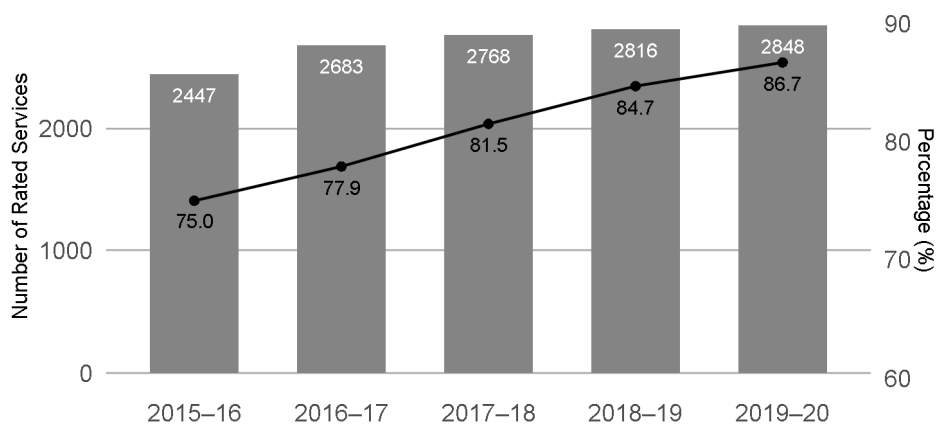
Results over 100 per cent are possible as the nationally agreed measure is the number of children enrolled (aged four or five) divided by the estimated resident population of four-year-olds.

The 2018 and 2019 Kindergarten participation data was re-released by the ABS to correct an error in the linkage process. No adjustments have been made to the 2016 and 2017 data. As such any comparisons of the 2018 and 2019 data with earlier data should be treated with caution.

## Quality

### Proportion of assessed and rated services meeting or above the National Quality Standard

Figure 8: Services



Source: Australian Children's Education and Care Quality Authority (ACECQA) National Quality Framework, as at 30 June each year.